



## Schlaucharmaturen – Schraubausführung Screw-Hose Couplings











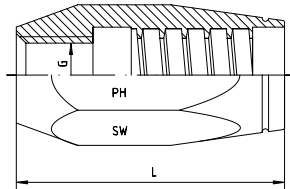




# SCHLAUCHARMATUREN - SCHRAUBAUSFÜHRUNG

## SCREW-HOSE COUPLINGS

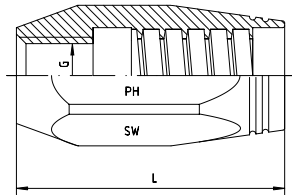
	Produktgruppen	Product Groups	Seite Page
	Schraubarmaturen - Fassungen - Fassungen - SR-P1 - Fassungen - SR-P2	<i>Reusable Fittings - Ferrules</i> - Ferrules - SR-P1 - Ferrules - SR-P2	<b>4.2</b> <b>4.3</b>
	Schraubarmaturen - BEL + BES Nippel - Gerade - 45°-Bogen - 90°-Bogen	<i>Reusable Fittings - BEL + BES Nipples</i> - Straight - 45°-Elbow - 90°-Elbow	<b>4.4</b> <b>4.5</b> <b>4.6</b>
	Schraubarmaturen - DKR - Gerade - 45°-Bogen - 90°-Bogen	<i>Reusable Fittings - DKR</i> - Straight - 45°-Elbow - 90°-Elbow	<b>4.7</b> <b>4.8</b> <b>4.9</b>
	Schraubarmaturen - DKOL + DKOS - Gerade - 45°-Bogen - 90°-Bogen	<i>Reusable Fittings - DKOL + DKOS</i> - Straight - 45°-Elbow - 90°-Elbow	<b>4.10</b> <b>4.11</b> <b>4.12</b>
	Schraubarmaturen - CEL + CES - 24°-Konus-Nippel	<i>Reusable Fittings - CEL + CES - 24°-Cone Nipples</i>	<b>4.13</b>
	Schraubarmaturen - BSP-Außengewinde-Nippel - 60°-Konus	<i>Reusable Fittings</i> - BSP - Male Nipples - 60°-Cone	<b>4.14</b>
	Schraubarmaturen - AGRK-Nippel - AGN-Nippel	<i>Reusable Fittings</i> - BSP Taper Nipples - NPT Nipples	<b>4.15</b> <b>4.16</b>
	JIC-37° - Schraubnippel	<i>JIC-37° - Reusable Fittings</i>	<b>4.17</b>



SR-P1 - nicht schälen  
Zu verwenden für Nippel Rubrik 4.4-4.17

SR-P1 - non skive  
To use for Nipples Category 4.4-4.17

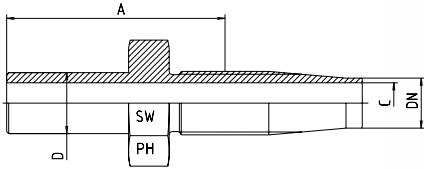
Schlauch Hose DN	DN Bore in.	Gewinde Thread G	L	SW	Für Schlauchtyp For Hose Type	Bestellzeichen Order-Code	Brutto-Preis Gross-Price Euro (€)
06	1/4"	7/16"-20 UNF	42,0	19	2 TE, 1 SN, R1AT, Compact 2 SC	SR-P1-DN 06	27,35
08	5/16"	1/2"-20 UNF	42,0	19	2 TE, 1 SN, R1AT, Compact 2 SC	SR-P1-DN 08	27,35
10	3/8"	9/16"-18 UNF	49,5	24	2 TE, 1 SN, R1AT, Compact 2 SC	SR-P1-DN 10	29,10
12	1/2"	5/8"-18 UNF	51,0	27	2 TE, 1 SN, R1AT, Compact 2 SC	SR-P1-DN 12	30,05
16	5/8"	3/4"-18 UNS	54,0	30	2 TE, 1 SN, R1AT, Compact 2 SC	SR-P1-DN 16	38,70
19	3/4"	7/8"-18 UNS	62,0	36	2 TE, 1 SN, R1AT, Compact 2 SC	SR-P1-DN 19	48,00
25	1"	1 3/16"-16 UN	74,0	41	2 TE, 1 SN, R1AT, Compact 2 SC	SR-P1-DN 25	59,25



SR-P2 - nicht schälen  
Zu verwenden für Nippel Rubrik 4.4-4.17

SR-P2 - non skive  
To use for Nipples Category 4.4-4.17

Schlauch Hose DN	DN Bore in.	Gewinde Thread G	L	SW	Für Schlauchtyp For Hose Type	Bestellzeichen Order-Code	Brutto-Preis Gross-Price Euro (€)
06	1/4"	7/16"-20 UNF	42,0	22	3 TE, 2 SN, R2AT	SR-P2-DN 06	27,85
08	5/16"	1/2"-20 UNF	42,0	22	3 TE, 2 SN, R2AT	SR-P2-DN 08	27,85
10	3/8"	9/16"-18 UNF	49,5	24	3 TE, 2 SN, R2AT	SR-P2-DN 10	29,10
12	1/2"	5/8"-18 UNF	51,0	27	3 TE, 2 SN, R2AT	SR-P2-DN 12	30,05
16	5/8"	3/4"-18 UNS	57,0	32	3 TE, 2 SN, R2AT	SR-P2-DN 16	40,15
19	3/4"	7/8"-18 UNS	62,0	36	3 TE, 2 SN, R2AT	SR-P2-DN 19	47,80
25	1"	1 3/16"-16 UN	74,0	46	3 TE, 2 SN, R2AT	SR-P2-DN 25	63,10



BEL - Nippel - Gerade

BES - Nippel - Gerade

Hinweise zur Montage:

Das Schlauchnippel-Gewinde unbedingt vor der Montage dick einölen oder einfetten. (Schmierstoffe Rubrik 12)

BEL - Nipples - Straight

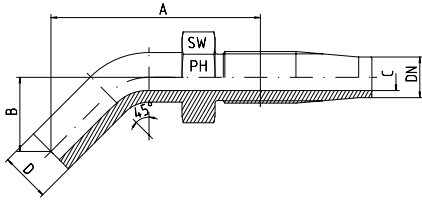
BES - Nipples - Straight

Notes to the Assembly:

It is very important to lubricate the insert thread before screwing into the ferrule. (Lubricants Category 12)

Schlauch Hose DN	DN Bore in.	Rohr A.D. Tube O.D. D	Ca. Maße Approx. Dimensions			Bestellzeichen Order-Code	Brutto-Preis Gross-Price Euro (€)
			A	C	SW		
06	1/4"	6	41,0	4,0	12	SR-BEL-06-DN 06	15,95
06	1/4"	8	43,0	4,0	12	SR-BEL-08-DN 06	15,95
08	5/16"	10	48,0	6,0	14	SR-BEL-10-DN 08	16,60
10	3/8"	10	47,8	7,0	17	SR-BEL-10-DN 10	17,55
10	3/8"	12	47,8	7,5	17	SR-BEL-12-DN 10	17,55
12	1/2"	15	46,7	10,0	19	SR-BEL-15-DN 12	19,20
16	5/8"	18	49,5	13,0	22	SR-BEL-18-DN 16	24,00
19	3/4"	22	54,1	15,5	24	SR-BEL-22-DN 19	25,60
25	1"	28	59,1	21,5	36	SR-BEL-28-DN 25	38,60

Schlauch Hose DN	DN Bore in.	Rohr A.D. Tube O.D. D	Ca. Maße Approx. Dimensions			Bestellzeichen Order-Code	Brutto-Preis Gross-Price Euro (€)
			A	C	SW		
06	1/4"	6	41,0	4,0	12	SR-BES-06-DN 06	15,95
06	1/4"	8	43,0	4,0	12	SR-BES-08-DN 06	15,95
06	1/4"	10	45,0	4,0	12	SR-BES-10-DN 06	16,90
08	5/16"	12	47,8	6,0	14	SR-BES-12-DN 08	16,90
10	3/8"	14	50,8	7,5	17	SR-BES-14-DN 10	*
12	1/2"	16	52,1	10,0	19	SR-BES-16-DN 12	19,95
16	5/8"	20	59,5	13,0	22	SR-BES-20-DN 16	24,00
19	3/4"	25	66,0	15,5	27	SR-BES-25-DN 19	27,25
25	1"	30				SR-BES-30-DN 25	*



BEL - Nippel - 45°-Bogen  
BES - Nippel - 45°-Bogen

Hinweise zur Montage:

Das Schlauchnippel-Gewinde unbedingt vor der Montage dick einölen oder einfetten. (Schmierstoffe Rubrik 12)

*BEL - Nipples - 45°-Elbow*

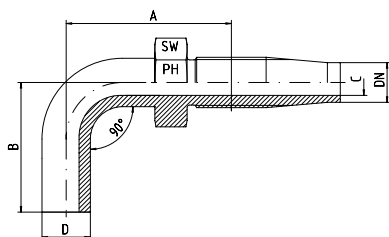
*BES - Nipples - 45°-Elbow*

Notes to the Assembly:

*It is very important to lubricate the insert thread before screwing into the ferrule. (Lubricants Category 12)*

Schlauch Hose DN	DN Bore in.	Rohr A.D. Tube O.D. D	Ca. Maße Approx. Dimensions				Bestellzeichen Order-Code	Brutto-Preis Gross-Price Euro (€)
			A	B	C	SW		
06	1/4"	6			4,0	12	SR-BEL-06-45°-DN 06	*
06	1/4"	8			4,0	12	SR-BEL-08-45°-DN 06	*
08	5/16"	10			6,0	14	SR-BEL-10-45°-DN 08	*
10	3/8"	12			7,5	17	SR-BEL-12-45°-DN 10	*
12	1/2"	15			10,0	19	SR-BEL-15-45°-DN 12	*
16	5/8"	18			13,0	22	SR-BEL-18-45°-DN 16	*
19	3/4"	22			15,5	24	SR-BEL-22-45°-DN 19	*
25	1"	28			21,5	36	SR-BEL-28-45°-DN 25	*

Schlauch Hose DN	DN Bore in.	Rohr A.D. Tube O.D. D	Ca. Maße Approx. Dimensions				Bestellzeichen Order-Code	Brutto-Preis Gross-Price Euro (€)
			A	B	C	SW		
06	1/4"	6			4,0	12	SR-BES-06-45°-DN 06	*
06	1/4"	8			4,0	12	SR-BES-08-45°-DN 06	*
06	1/4"	10			4,0	14	SR-BES-10-45°-DN 06	*
08	5/16"	12			6,0	17	SR-BES-12-45°-DN 08	*
10	3/8"	14			7,5	19	SR-BES-14-45°-DN 10	*
12	1/2"	16			10,0	22	SR-BES-16-45°-DN 12	*
16	5/8"	20			13,0	24	SR-BES-20-45°-DN 16	*
19	3/4"	25			15,5	30	SR-BES-25-45°-DN 19	*



BEL - Nippel - 90°-Bogen  
BES - Nippel - 90°-Bogen

Hinweise zur Montage:

Das Schlauchnippel-Gewinde unbedingt vor der Montage dick einölen oder einfetten. (Schmierstoffe Rubrik 12)

*BEL - Nipples - 90°-Elbow*

*BES - Nipples - 90°-Elbow*

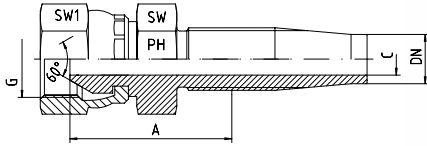
Notes to the Assembly:

*It is very important to lubricate the insert thread before screwing into the ferrule. (Lubricants Category 12)*

Schlauch Hose DN	DN Bore in.	Rohr A.D. Tube O.D. D	Ca. Maße Approx. Dimensions				Bestellzeichen Order-Code	Brutto-Preis Gross-Price Euro (€)
			A	B	C	SW		
06	1/4"	6			4,0	12	SR-BEL-06-90°-DN 06	*
06	1/4"	8			4,0	12	SR-BEL-08-90°-DN 06	*
08	5/16"	10			6,0	14	SR-BEL-10-90°-DN 08	*
10	3/8"	12			7,5	17	SR-BEL-12-90°-DN 10	*
12	1/2"	15			10,0	19	SR-BEL-15-90°-DN 12	*
16	5/8"	18			13,0	22	SR-BEL-18-90°-DN 16	*
19	3/4"	22			15,5	24	SR-BEL-22-90°-DN 19	*
25	1"	28			21,5	36	SR-BEL-28-90°-DN 25	*

Schlauch Hose DN	DN Bore in.	Rohr A.D. Tube O.D. D	Ca. Maße Approx. Dimensions				Bestellzeichen Order-Code	Brutto-Preis Gross-Price Euro (€)
			A	B	C	SW		
06	1/4"	6			4,0	12	SR-BES-06-90°-DN 06	*
06	1/4"	8			4,0	12	SR-BES-08-90°-DN 06	*
06	1/4"	10			4,0	14	SR-BES-10-90°-DN 06	*
08	5/16"	12			6,0	17	SR-BES-12-90°-DN 08	*
10	3/8"	14			7,5	19	SR-BES-14-90°-DN 10	*
12	1/2"	16			10,0	22	SR-BES-16-90°-DN 12	*
16	5/8"	20			13,0	24	SR-BES-20-90°-DN 16	*
19	3/4"	25			15,5	30	SR-BES-25-90°-DN 19	*





**DKR - Gerade**

Mit Überwurfmutter BSP-Gewinde  
Für Gegenanschluss mit 60°-Konus

Hinweise zur Montage:

Das Schlauchnippel-Gewinde unbedingt vor der Montage  
dick einölen oder einfetten. (Schmierstoffe Rubrik 12)

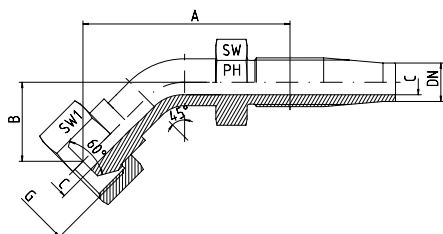
**DKR - Straight**

Swivel Nut with BSP-Thread - Female  
For Connectors with 60°-Cone

Notes to the Assembly:

It is very important to lubricate the insert thread before  
screwing into the ferrule. (Lubricants Category 12)

Schlauch Hose DN	DN Bore in.	Gewinde Thread G	Ca. Maße Approx. Dimensions			Bestellzeichen Order-Code	Brutto-Preis Gross-Price Euro (€)
			A	C	SW1		
06	1/4"	1/4"-19	28,1	4,0	17	SR-DKR-1/4"-DN 06	20,30
08	5/16"	3/8"-19	29,8	5,5	19	SR-DKR-3/8"-DN 08	24,90
10	3/8"	3/8"-19	30,5	7,5	19	SR-DKR-3/8"-DN 10	21,80
10	3/8"	1/2"-14	30,5	7,5	27	SR-DKR-1/2"-DN 10	24,10
12	1/2"	1/2"-14	33,5	10,0	27	SR-DKR-1/2"-DN 12	24,80
16	5/8"	3/4"-14	37,3	13,0	32	SR-DKR-3/4"-DN 16	39,90
19	3/4"	3/4"-14	38,4	15,5	32	SR-DKR-3/4"-DN 19	38,45
25	1"	1"-11	45,0	21,0	41	SR-DKR-1"-DN 25	59,80



**DKR - 45°-Bogen**

Mit Überwurfmutter BSP-Gewinde  
Für Gegenanschluss mit 60°-Konus

Hinweise zur Montage:

Das Schlauchnippel-Gewinde unbedingt vor der Montage  
dick einölen oder einfetten. (Schmierstoffe Rubrik 12)

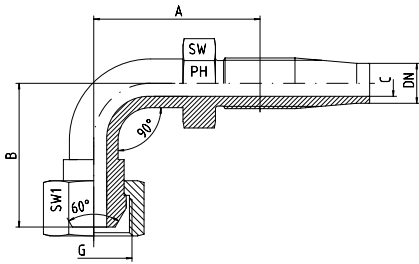
**DKR - 45°-Elbow**

Swivel Nut with BSP-Thread - Female  
For Connectors with 60°-Cone

Notes to the Assembly:

It is very important to lubricate the insert thread before  
screwing into the ferrule. (Lubricants Category 12)

Schlauch Hose DN	DN Bore in.	Gewinde Thread G	Ca. Maße Approx. Dimensions				Bestellzeichen Order-Code	Brutto-Preis Gross-Price Euro (€)
			A	B	C	SW1		
06	1/4"	1/4"-19			4,0	17	SR-DKR-1/4"-45°-DN 06	39,60
08	5/16"	3/8"-19			5,5	19	SR-DKR-3/8"-45°-DN 08	45,65
10	3/8"	3/8"-19			7,5	19	SR-DKR-3/8"-45°-DN 10	39,71
10	3/8"	1/2"-14			7,5	27	SR-DKR-1/2"-45°-DN 10	50,50
12	1/2"	1/2"-14			10,0	27	SR-DKR-1/2"-45°-DN 12	54,45
16	5/8"	3/4"-14			13,0	32	SR-DKR-3/4"-45°-DN 16	83,05
19	3/4"	3/4"-14			15,5	32	SR-DKR-3/4"-45°-DN 19	83,05
25	1"	1"-11			21,0	41	SR-DKR-1"-45°-DN 25	124,65



**DKR - 90°-Bogen**

Mit Überwurfmutter BSP-Gewinde  
Für Gegenanschluss mit 60°-Konus

Hinweise zur Montage:

Das Schlauchnippel-Gewinde unbedingt vor der Montage dick einölen oder einfetten. (Schmierstoffe Rubrik 12)

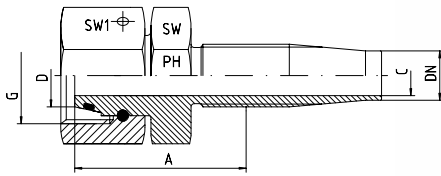
**DKR - 90°-Elbow**

Swivel Nut with BSP-Thread - Female  
For Connectors with 60°-Cone

Notes to the Assembly:

It is very important to lubricate the insert thread before screwing into the ferrule. (Lubricants Category 12)

Schlauch Hose DN	DN Bore in.	Gewinde Thread G	Ca. Maße Approx. Dimensions				Bestellzeichen Order-Code	Brutto-Preis Gross-Price Euro (€)
			A	B	C	SW1		
06	1/4"	1/4"-19			4,0	17	SR-DKR-1/4"-90°-DN 06	36,00
08	5/16"	3/8"-19			5,5	19	SR-DKR-3/8"-90°-DN 08	41,50
10	3/8"	3/8"-19			7,5	19	SR-DKR-3/8"-90°-DN 10	36,30
10	3/8"	1/2"-14			7,5	27	SR-DKR-1/2"-90°-DN 10	45,90
12	1/2"	1/2"-14			10,0	27	SR-DKR-1/2"-90°-DN 12	49,50
16	5/8"	3/4"-14			13,0	32	SR-DKR-3/4"-90°-DN 16	69,20
19	3/4"	3/4"-14			15,5	32	SR-DKR-3/4"-90°-DN 19	69,20
25	1"	1"-11			21,0	41	SR-DKR-1"-90°-DN 25	113,30



**DKOL-Nippel - Gerade**

**DKOS-Nippel - Gerade**

Für Gegenanschluss mit 24°-Konus und Schneidringverschraubungen DIN 2353 / DIN EN ISO 8434-1

Hinweise zur Montage:

Das Schlauchnippel-Gewinde unbedingt vor der Montage dick einölen oder einfetten. (Schmierstoffe Rubrik 12)

**DKOL-Nipples - Straight**

**DKOS-Nipples - Straight**

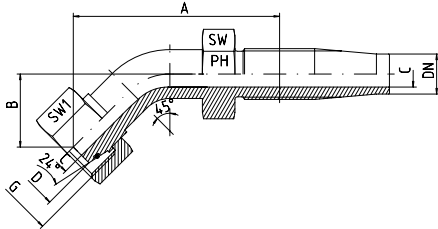
For Fittings with 24°-Cone and Solderless Connectors  
DIN 2353 / DIN EN ISO 8434-1

Notes to the Assembly:

It is very important to lubricate the insert thread before screwing into the ferrule. (Lubricants Category 12)

Schlauch Hose DN	DN Bore in.	Gewinde Thread G	Rohr A.D. Tube O.D. D	Ca. Maße Approx. Dimensions			Bestellzeichen Order-Code	Brutto-Preis Gross-Price Euro (€)
				A	C	SW1		
06	1/4"	M 12 x 1,5	6	28,7	4,0	17	SR-DKOL-06-DN 06	26,80
06	1/4"	M 14 x 1,5	8	29,6	4,0	17	SR-DKOL-08-DN 06	25,90
06	1/4"	M 16 x 1,5	10	42,0	4,0	19	SR-DKOL-10-DN 06	28,90
08	5/16"	M 16 x 1,5	10	33,8	6,0	19	SR-DKOL-10-DN 08	28,10
08	5/16"	M 18 x 1,5	12	45,0	6,0	22	SR-DKOL-12-DN 08	29,95
10	3/8"	M 18 x 1,5	12	32,0	7,5	22	SR-DKOL-12-DN 10	29,40
12	1/2"	M 22 x 1,5	15	36,8	10,0	27	SR-DKOL-15-DN 12	34,70
16	5/8"	M 26 x 1,5	18	40,1	13,0	32	SR-DKOL-18-DN 16	44,60
19	3/4"	M 30 x 2	22	43,9	15,5	36	SR-DKOL-22-DN 19	58,25
25	1"	M 36 x 2	28	49,0	21,5	41	SR-DKOL-28-DN 25	68,45

Schlauch Hose DN	DN Bore in.	Gewinde Thread G	Rohr A.D. Tube O.D. D	Ca. Maße Approx. Dimensions			Bestellzeichen Order-Code	Brutto-Preis Gross-Price Euro (€)
				A	C	SW1		
06	1/4"	M 14 x 1,5	6	29,6	4,0	17	SR-DKOS-06-DN 06	*
06	1/4"	M 16 x 1,5	8	29,6	4,0	19	SR-DKOS-08-DN 06	28,35
06	1/4"	M 18 x 1,5	10	30,5	4,0	22	SR-DKOS-10-DN 06	28,35
10	3/8"	M 18 x 1,5	10	40,0	7,5	22	SR-DKOS-10-DN 10	30,75
08	5/16"	M 20 x 1,5	12	35,1	5,5	24	SR-DKOS-12-DN 08	28,35
10	3/8"	M 22 x 1,5	14	36,8	7,5	27	SR-DKOS-14-DN 10	34,90
12	1/2"	M 24 x 1,5	16	39,1	10,0	30	SR-DKOS-16-DN 12	34,90
16	5/8"	M 30 x 2	20	53,0	13,0	36	SR-DKOS-20-DN 16	51,00
19	3/4"	M 36 x 2	25	51,0	15,5	46	SR-DKOS-25-DN 19	83,70
25	1"	M 42 x 2	30	54,0	21,5	50	SR-DKOS-30-DN 25	97,80



**DKOL-Nippel - 45°-Bogen**  
**DKOS-Nippel - 45°-Bogen**

Für Gegenanschluss mit 24°-Konus und Schneidringverschraubungen DIN 2353 / DIN EN ISO 8434-1

Hinweise zur Montage:

Das Schlauchnippel-Gewinde unbedingt vor der Montage dick einölen oder einfetten. (Schmierstoffe Rubrik 12)

**DKOL-Nipples - 45°-Elbow**  
**DKOS-Nipples - 45°-Elbow**

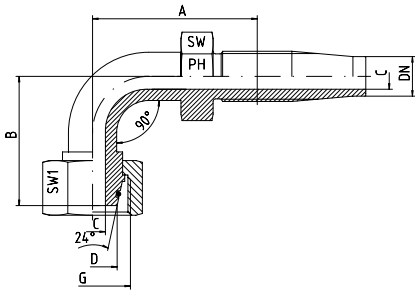
For Fittings with 24°-Cone and Solderless Connectors  
DIN 2353 / DIN EN ISO 8434-1

Notes to the Assembly:

It is very important to lubricate the insert thread before screwing into the ferrule. (Lubricants Category 12)

Schlauch Hose DN	DN Bore in.	Gewinde Thread G	Rohr A.D. Tube O.D. D	Ca. Maße Approx. Dimensions				Bestellzeichen Order-Code	Brutto-Preis Gross-Price Euro (€)
				A	B	C	SW1		
06	1/4"	M 12 x 1,5	6			4,0	17	SR-DKOL-06-45°-DN 06	*
06	1/4"	M 14 x 1,5	8			4,0	17	SR-DKOL-08-45°-DN 06	59,85
08	5/16"	M 16 x 1,5	10			6,0	19	SR-DKOL-10-45°-DN 08	64,90
10	3/8"	M 18 x 1,5	12			7,5	22	SR-DKOL-12-45°-DN 10	67,85
12	1/2"	M 22 x 1,5	15			10,0	27	SR-DKOL-15-45°-DN 12	76,35
16	5/8"	M 26 x 1,5	18			13,0	32	SR-DKOL-18-45°-DN 16	98,10
19	3/4"	M 30 x 2	22			15,5	36	SR-DKOL-22-45°-DN 19	134,50
25	1"	M 36 x 2	28			21,5	41	SR-DKOL-28-45°-DN 25	158,40

Schlauch Hose DN	DN Bore in.	Gewinde Thread G	Rohr A.D. Tube O.D. D	Ca. Maße Approx. Dimensions				Bestellzeichen Order-Code	Brutto-Preis Gross-Price Euro (€)
				A	B	C	SW1		
06	1/4"	M 14 x 1,5	6			4,0	17	SR-DKOS-06-45°-DN 06	*
06	1/4"	M 16 x 1,5	8			4,0	19	SR-DKOS-08-45°-DN 06	*
06	1/4"	M 18 x 1,5	10			4,0	22	SR-DKOS-10-45°-DN 06	*
08	5/16"	M 20 x 1,5	12			5,5	24	SR-DKOS-12-45°-DN 08	*
10	3/8"	M 22 x 1,5	14			7,5	27	SR-DKOS-14-45°-DN 10	*
12	1/2"	M 24 x 1,5	16			10,0	30	SR-DKOS-16-45°-DN 12	*
16	5/8"	M 30 x 2	20			13,0	36	SR-DKOS-20-45°-DN 16	*
19	3/4"	M 36 x 2	25			15,5	46	SR-DKOS-25-45°-DN 19	*
25	1"	M 42 x 2	30			21,5	50	SR-DKOS-30-45°-DN 25	*



**DKOL-Nippel - 90°-Bogen**

**DKOS-Nippel - 90°-Bogen**

Für Gegenanschluss mit 24°-Konus und Schneidringverschraubungen DIN 2353 / DIN EN ISO 8434-1

Hinweise zur Montage:

Das Schlauchnippel-Gewinde unbedingt vor der Montage dick einölen oder einfetten. (Schmierstoffe Rubrik 12)

**DKOL-Nipples - 90°-Elbow**

**DKOS-Nipples - 90°-Elbow**

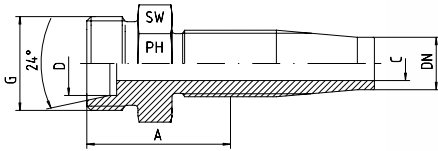
For Fittings with 24°-Cone and Solderless Connectors  
DIN 2353 / DIN EN ISO 8434-1

Notes to the Assembly:

It is very important to lubricate the insert thread before screwing into the ferrule. (Lubricants Category 12)

Schlauch Hose DN	DN Bore in.	Gewinde Thread G	Rohr A.D. Tube O.D. D	Ca. Maße Approx. Dimensions				Bestellzeichen Order-Code	Brutto-Preis Gross-Price Euro (€)
				A	B	C	SW1		
06	1/4"	M 12 x 1,5	6			4,0	17	SR-DKOL-06-90°-DN 06	*
06	1/4"	M 14 x 1,5	8			4,0	17	SR-DKOL-08-90°-DN 06	54,40
08	5/16"	M 16 x 1,5	10			6,0	19	SR-DKOL-10-90°-DN 08	59,00
10	3/8"	M 18 x 1,5	12			7,5	22	SR-DKOL-12-90°-DN 10	61,70
12	1/2"	M 22 x 1,5	15			10,0	27	SR-DKOL-15-90°-DN 12	69,40
16	5/8"	M 26 x 1,5	18			13,0	32	SR-DKOL-18-90°-DN 16	89,20
19	3/4"	M 30 x 2	22			15,5	36	SR-DKOL-22-90°-DN 19	122,30
25	1"	M 36 x 2	28			21,5	41	SR-DKOL-28-90°-DN 25	144,00

Schlauch Hose DN	DN Bore in.	Gewinde Thread G	Rohr A.D. Tube O.D. D	Ca. Maße Approx. Dimensions				Bestellzeichen Order-Code	Brutto-Preis Gross-Price Euro (€)
				A	B	C	SW1		
06	1/4"	M 14 x 1,5	6			4,0	17	SR-DKOS-06-90°-DN 06	*
06	1/4"	M 16 x 1,5	8			4,0	19	SR-DKOS-08-90°-DN 06	54,90
06	1/4"	M 18 x 1,5	10			4,0	22	SR-DKOS-10-90°-DN 06	*
08	5/16"	M 20 x 1,5	12			5,5	24	SR-DKOS-12-90°-DN 08	69,50
10	3/8"	M 22 x 1,5	14			7,5	27	SR-DKOS-14-90°-DN 10	*
12	1/2"	M 24 x 1,5	16			10,0	30	SR-DKOS-16-90°-DN 12	73,90
16	5/8"	M 30 x 2	20			13,0	36	SR-DKOS-20-90°-DN 16	98,00
19	3/4"	M 36 x 2	25			15,5	46	SR-DKOS-25-90°-DN 19	*
25	1"	M 42 x 2	30			21,5	50	SR-DKOS-25-90°-DN 21	*



CEL - 24°-Konus-Nippel  
CES - 24°-Konus-Nippel

Hinweise zur Montage:

Das Schlauchnippel-Gewinde unbedingt vor der Montage dick einölen oder einfetten. (Schmierstoffe Rubrik 12)

CEL - 24°-Cone-Nipples

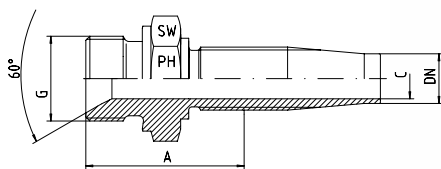
CES - 24°-Cone-Nipples

Notes to the Assembly:

It is very important to lubricate the insert thread before screwing into the ferrule. (Lubricants Category 12)

Schlauch Hose DN	DN Bore in.	Gewinde Thread G	Rohr A.D. Tube O.D. D	Ca. Maße Approx. Dimensions			Bestellzeichen Order-Code	Brutto-Preis Gross-Price Euro (€)
				A	C	SW		
06	1/4"	M 12 x 1,5	6	27,9	4,0	12	SR-CEL-06-DN 06	24,35
06	1/4"	M 14 x 1,5	8	27,9	4,0	14	SR-CEL-08-DN 06	24,35
08	5/16"	M 16 x 1,5	10	29,7	6,0	17	SR-CEL-10-DN 08	22,75
10	3/8"	M 18 x 1,5	12	30,0	7,5	19	SR-CEL-12-DN 10	22,75
12	1/2"	M 22 x 1,5	15	32,0	10,0	22	SR-CEL-15-DN 12	23,75
16	5/8"	M 26 x 1,5	18	35,1	13,0	27	SR-CEL-18-DN 16	40,90
19	3/4"	M 30 x 2	22	38,4	15,5	30	SR-CEL-22-DN 19	40,90
25	1"	M 36 x 2	28	43,2	21,5	36	SR-CEL-28-DN 25	55,90

Schlauch Hose DN	DN Bore in.	Gewinde Thread G	Rohr A.D. Tube O.D. D	Ca. Maße Approx. Dimensions			Bestellzeichen Order-Code	Brutto-Preis Gross-Price Euro (€)
				A	C	SW		
06	1/4"	M 14 x 1,5	6	27,9	4,0	14	SR-CES-06-DN 06	*
06	1/4"	M 16 x 1,5	8	28,5	4,0	17	SR-CES-08-DN 06	25,50
06	1/4"	M 18 x 1,5	10	28,5	4,0	19	SR-CES-10-DN 06	26,90
08	5/16"	M 20 x 1,5	12	31,4	6,0	22	SR-CES-12-DN 08	23,50
10	3/8"	M 22 x 1,5	14	33,6	7,5	22	SR-CES-14-DN 10	*
12	1/2"	M 24 x 1,5	16	35,2	10,0	24	SR-CES-16-DN 12	23,90
16	5/8"	M 30 x 2	20	40,4	13,0	30	SR-CES-20-DN 16	40,90
19	3/4"	M 36 x 2	25	43,9	15,5	36	SR-CES-25-DN 19	48,50
25	1"	M 42 x 2	30	54,9	21,5	46	SR-CES-30-DN 25	*



**AGR - 60°-Konus Außengewinde-Nippel**

Hinweise zur Montage:

Das Schlauchnippel-Gewinde unbedingt vor der Montage dick einölen oder einfetten. (Schmierstoffe Rubrik 12)

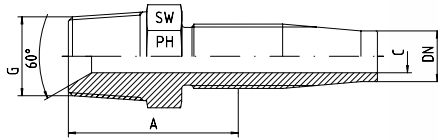
**AGR - 60°-Cone Male Nipples**

Notes to the Assembly:

It is very important to lubricate the insert thread before screwing into the ferrule. (Lubricants Category 12)

Schlauch Hose DN	DN Bore in.	Gewinde Thread G = BSP	Ca. Maße Approx. Dimensions			Bestellzeichen Order-Code	Brutto-Preis Gross-Price Euro (€)
			A	C	SW		
06	1/4"	1/4"-19	29,5	4,0	19	SR-AGR-1/4"-DN 06	20,30
08	5/16"	3/8"-19	33,4	5,5	22	SR-AGR-3/8"-DN 08	20,70
10	3/8"	3/8"-19	33,4	7,5	22	SR-AGR-3/8"-DN 10	20,30
10	3/8"	1/2"-14	38,4	7,5	27	SR-AGR-1/2"-DN 10	26,50
12	1/2"	1/2"-14	38,6	10,0	27	SR-AGR-1/2"-DN 12	23,75
16	5/8"	3/4"-14	44,8	13,0	32	SR-AGR-3/4"-DN 16	40,90
19	3/4"	3/4"-14	44,8	15,5	32	SR-AGR-3/4"-DN 19	39,90
19	3/4"	1"-11	45,8	15,5	41	SR-AGR-1"-DN 19	59,70
25	1"	1"-11	51,5	21,5	41	SR-AGR-1"-DN 25	52,10





AGRk = Kegeliges Rohraußengewinde

Hinweise zur Montage:

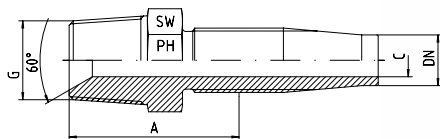
Das Schlauchnippel-Gewinde unbedingt vor der Montage dick einölen oder einfetten. (Schmierstoffe Rubrik 12)

AGRk = BSP - Male - Taper

Notes to the Assembly:

It is very important to lubricate the insert thread before screwing into the ferrule. (Lubricants Category 12)

Schlauch Hose DN	DN Bore in.	Gewinde Thread G	Ca. Maße Approx. Dimensions			Bestellzeichen Order-Code	Brutto-Preis Gross-Price Euro (€)
			A	C	SW		
06	1/4"	1/4"-19 keg	32,5	4,0	14	SR-AGRk-1/4"-DN 06	20,50
08	5/16"	3/8"-19 keg	36,1	5,5	19	SR-AGRk-3/8"-DN 08	*
10	3/8"	3/8"-19 keg	36,1	7,5	19	SR-AGRk-3/8"-DN 10	23,20
10	3/8"	1/2"-14 keg	41,2	7,5	22	SR-AGRk-1/2"-DN 10	23,90
12	1/2"	1/2"-14 keg	41,7	10,0	22	SR-AGRk-1/2"-DN 12	23,90
16	5/8"	3/4"-14 keg	45,0	13,0	27	SR-AGRk-3/4"-DN 16	32,90
19	3/4"	3/4"-14 keg	46,2	15,5	27	SR-AGRk-3/4"-DN 19	32,90
25	1"	1"-11 keg	57,2	21,5	36	SR-AGRk-1"-DN 25	55,80



**AGN = NPT-Außengewinde**

Hinweise zur Montage:

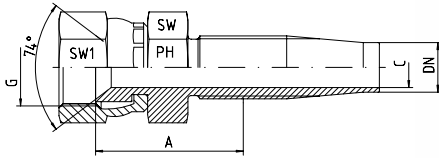
Das Schlauchnippel-Gewinde unbedingt vor der Montage dick einölen oder einfetten. (Schmierstoffe Rubrik 12)

**AGN = NPT - Male**

Notes to the Assembly:

It is very important to lubricate the insert thread before screwing into the ferrule. (Lubricants Category 12)

Schlauch Hose DN	DN Bore in.	Gewinde Thread G	Ca. Maße Approx. Dimensions			Bestellzeichen Order-Code	Brutto-Preis Gross-Price Euro (€)
			A	C	SW		
06	1/4"	1/4"-18 NPT	30,2	4,0	14	SR-AGN-1/4"-DN 06	22,80
08	5/16"	3/8"-18 NPT	33,3	5,5	19	SR-AGN-3/8"-DN 08	*
10	3/8"	3/8"-18 NPT	33,3	7,5	19	SR-AGN-3/8"-DN 10	23,90
10	3/8"	1/2"-14 NPT	38,6	7,5	22	SR-AGN-1/2"-DN 10	23,90
12	1/2"	1/2"-14 NPT	39,9	10,0	22	SR-AGN-1/2"-DN 12	23,90
16	5/8"	3/4"-14 NPT	43,9	13,0	27	SR-AGN-3/4"-DN 16	32,90
19	3/4"	3/4"-14 NPT	43,2	15,5	27	SR-AGN-3/4"-DN 19	32,90
25	1"	1"-11,5 NPT	51,1	21,5	36	SR-AGN-1"-DN 25	55,80



**Mit Crimpmutter**

Hinweise zur Montage:

Das Schlauchnippel-Gewinde unbedingt vor der Montage dick einölen oder einfetten. (Schmierstoffe Rubrik 12)

**With Crimp-Nut**

Notes to the Assembly:

It is very important to lubricate the insert thread before screwing into the ferrule. (Lubricants Category 12)

Schlauch Hose DN	DN Bore in.	Gewinde Thread G = UNF/UN	Ca. Maße Approx. Dimensions				Bestellzeichen Order-Code	Brutto-Preis Gross-Price Euro (€)
			A	C	SW	SW1		
06	1/4"	7/16"-20	26,0	4,0	17	17	SR-DKJ-7/16"-DN 06	25,50
06	1/4"	1/2"-20	26,0	4,0	17	17	SR-DKJ-1/2"-DN 06	25,50
08	5/16"	1/2"-20					SR-DKJ-1/2"-DN 08	*
06	1/4"	9/16"-18	26,0	4,0	19	19	SR-DKJ-9/16"-DN 06	24,75
08	5/16"	9/16"-18	32,0	6,0	19	19	SR-DKJ-9/16"-DN 08	25,50
10	3/8"	9/16"-18	33,0	7,0	19	19	SR-DKJ-9/16"-DN 10	25,50
10	3/8"	3/4"-16	32,0	7,5	24	24	SR-DKJ-3/4"-DN 10	29,90
12	1/2"	3/4"-16	36,0	10,0	24	24	SR-DKJ-3/4"-DN 12	31,00
10	3/8"	7/8"-14					SR-DKJ-7/8"-DN 10	34,50
12	1/2"	7/8"-14	32,0	10,0	27	27	SR-DKJ-7/8"-DN 12	31,65
16	5/8"	7/8"-14	44,0	13,0	27	27	SR-DKJ-7/8"-DN 16	38,50
12	1/2"	1 1/16"-12					SR-DKJ-1 1/16"-DN 12	*
16	5/8"	1 1/16"-12	33,5	13,0	32	32	SR-DKJ-1 1/16"-DN 16	43,45
19	3/4"	1 1/16"-12	40,0	15,5	32	32	SR-DKJ-1 1/16"-DN 19	49,80
19	3/4"	1 5/16"-12	40,0	16,0	41	41	SR-DKJ-1 5/16"-DN 19	62,75
25	1"	1 5/16"-12	40,0	21,5	41	41	SR-DKJ-1 5/16"-DN 25	62,75

